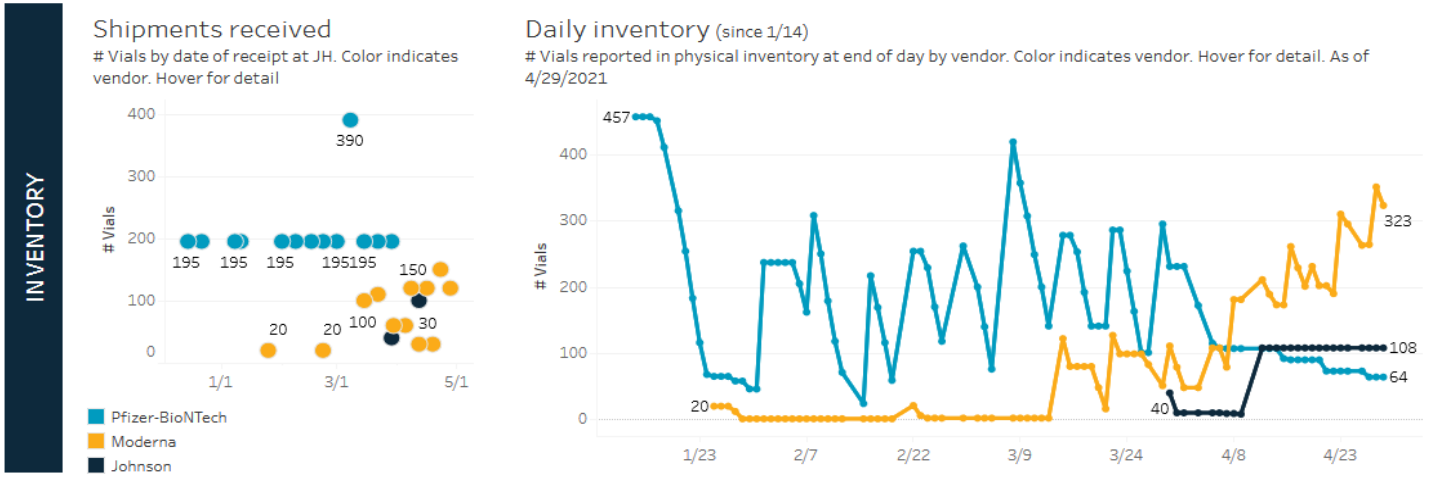


VACCINATION DATA, JEFFERSON HEALTHCARE

<b>Doses administered</b> Total # doses given & recorded (all time). As of 4/29/2021 <h1>22,608</h1>	<b>Patients receiving 1st dose</b> # Patients receiving <u>at least</u> their 1st dose. As of 4/29/2021 <h1>12,220</h1>	<b>Patients completing series</b> # Patients receiving all doses in a series. As of 4/29/2021 <h1>10,299</h1>	<b>Wasted (all time)</b> % Doses unviable (13 doses). Uses vials-to-doses factors. As of 4/29/2021 <h1>0.05%</h1>
<b>Latest inventory (Pfizer)</b> # Vials from physical inventory. As of 4/29/2021 <h1>64 vials</h1>	<b>Latest inventory (Moderna)</b> # Vials from physical inventory. As of 4/29/2021 <h1>323 vials</h1>	<b>Latest inventory (Johnson)</b> # Vials from physical inventory. As of 4/29/2021 <h1>108 vials</h1>	<b>Doses on hand (all vendors)</b> Uses vials-to-doses factors. As of 4/29/2021 <h1>4,154</h1>



% in 7 days metric (since 1/14)

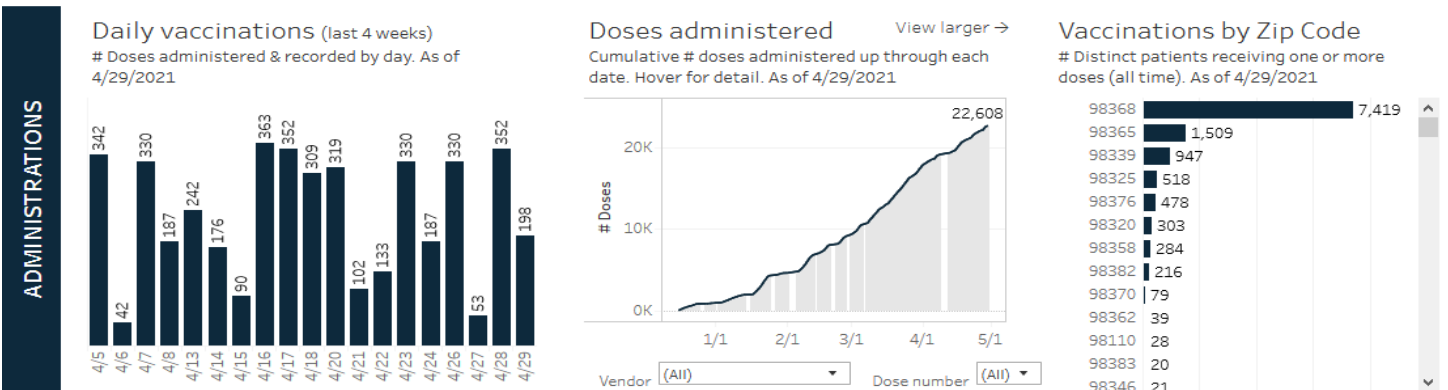

Tracks % doses administered 7 days after receipt for each shipment. Ship amount is in doses. Goal 95%. Overall average 91.1% (dashed line) computed for complete 7-day periods or when metric met. Hover for detail

Ship date	Vendor	Ship amount	Clock stops	% Used during clock period
3/15/2021	Moderna	1,000	3/22/2021	91.1%
	Pfizer-BioNTech	1,170	3/22/2021	96.4%
3/22/2021	Moderna	1,100	3/29/2021	77.6%
	Pfizer-BioNTech	1,170	3/29/2021	95.0%
3/29/2021	Pfizer-BioNTech	1,170	4/5/2021	92.9%
3/30/2021	Moderna	600	4/6/2021	100.0%
4/5/2021	Moderna	600	4/12/2021	86.2%
4/8/2021	Moderna	1,200	4/15/2021	34.8%
4/12/2021	Moderna	300	4/19/2021	100.0%
4/16/2021	Moderna	1,200	4/23/2021	100.0%
4/19/2021	Moderna	300	4/26/2021	100.0%
4/23/2021	Moderna	1,500	4/30/2021	71.1%
4/28/2021	Moderna	1,200	5/5/2021	16.5%

Overall average = 91.1%

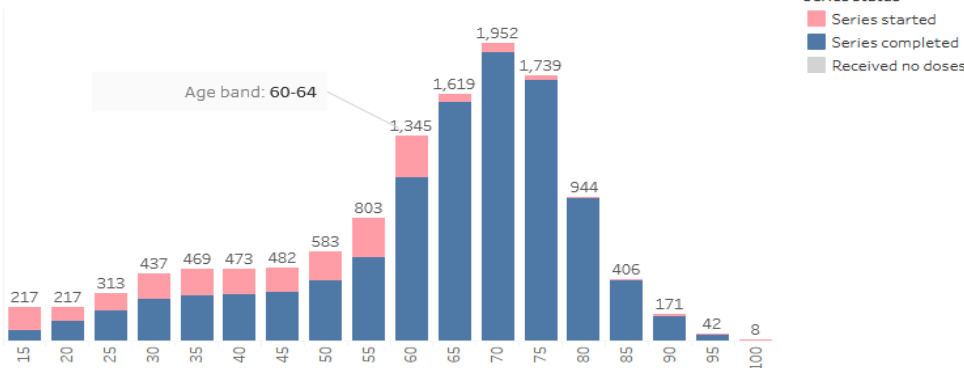
Wastage

Primary reasons for wasting of vaccine product. Numbers are # doses cumulative (all time). Latest wastage event reported 4/27/2021.



Patients by 5-year age bands

# Distinct patients receiving one or more doses (all time). Bands start at the age shown and run through the next band. As of 4/29/2021



JH employees

Series status for 806 patient- and non patient-facing full employees. KPI indicates the percent of employees receiving at least one dose. As of 4/28/2021

